

TRIUMPH TIGER 900 '20

GT / GT PRO / GT LOW / RALLY / RALLY PRO

M O U N T I N G I N S T R U C T I O N S

REF 20377

HEADLIGHT PROTECTOR



1 Person



15 min



EASY



QUICK RELEASE
3" SECONDS

TORX
T30

ALLEN
Nº 2,5
Nº 4



ID	PIEZA/PART	DESCRIPCIÓN	DESCRIPTION	QTY	REF
1		Protector de faro	Headlight protector	1	SOPORPCIP320377
2		Soporte metálico derecho (R)	Right metal support	1	SOPOR2P1-R20377
3		Soporte metálico izquierdo (L)	Left metal support	1	SOPOR2P1-L20377
4		Casquillo Ø8,5x Ø14x 15	Ø8,5x Ø14x 15 Arrowhead	2	CASQUI81415-101
5		Tornillo Allen M6x25 Ø14 ISO 7380	M6x25 Ø14 ISO 7380 Allen screw	2	TORNI-I7380-405
6		Tornillo Allen M5x11 Ø11 ISO 7380	M5x11 Ø11 ISO 7380 Allen screw	4	TORNI-AI----520
7		Casquillo con valona Ø12x Ø6,8 x 7,3	Ø12x Ø6,8 x 7,3 bush with flange	4	CASQUI-1A---750
8		Silentblock Ø9 xØ6 x8mm	Ø9 xØ6 x8mm Silentblock	4	AROPASACABLES-3
9		Junta tórica 3x2	3x2 O-ring	4	JUNTATORICA-3X2

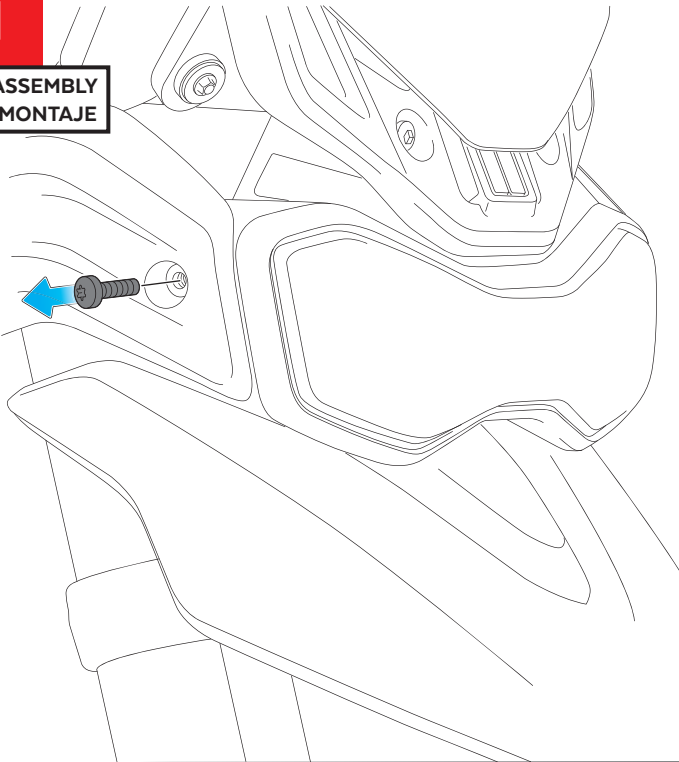
TRIUMPH TIGER 900 '20

GT / GT PRO / GT LOW / RALLY / RALLY PRO

INSTRUCCIONES DE MONTAJE - MOUNTING INSTRUCTIONS - MONTAGEANLEITUNG

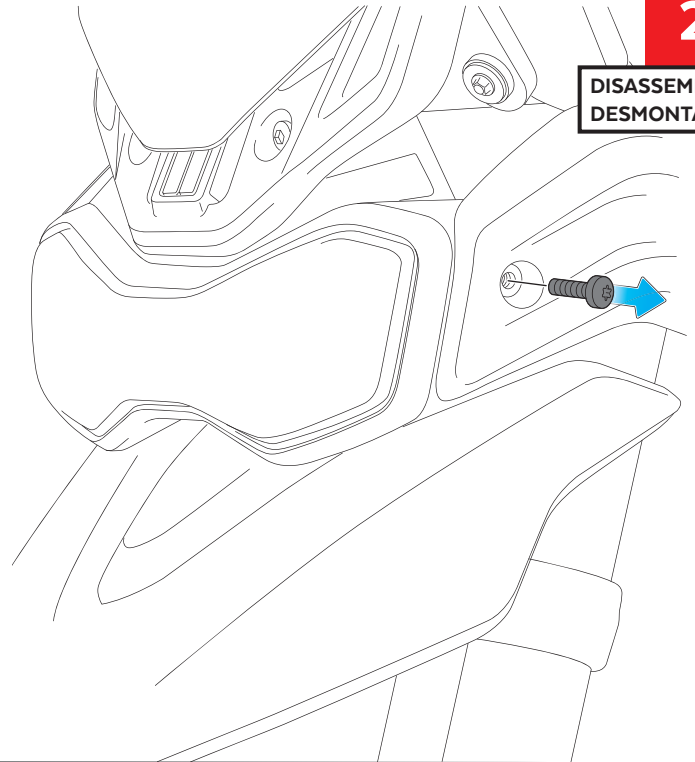
1

DISASSEMBLY
DESMONTAJE



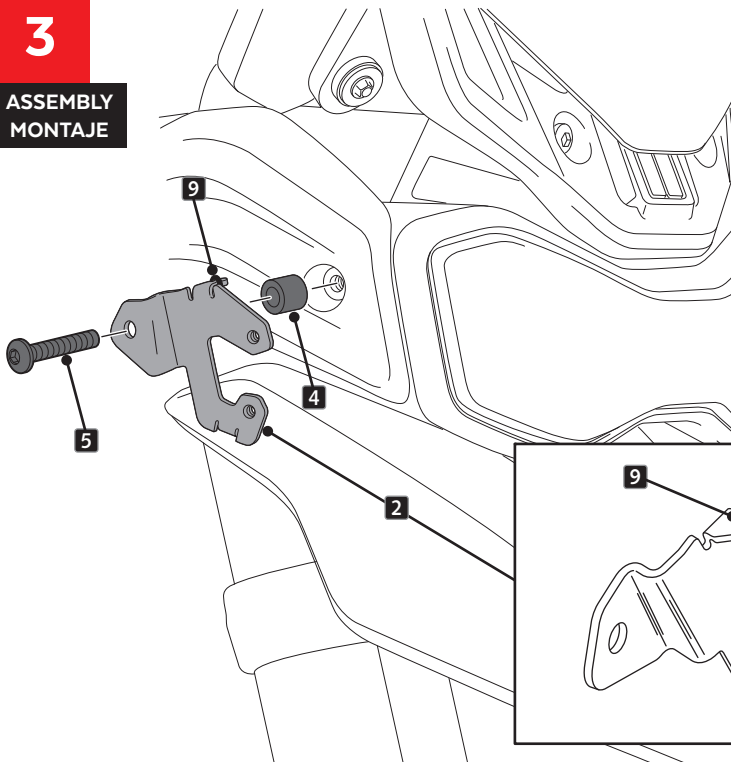
2

DISASSEMBLY
DESMONTAJE



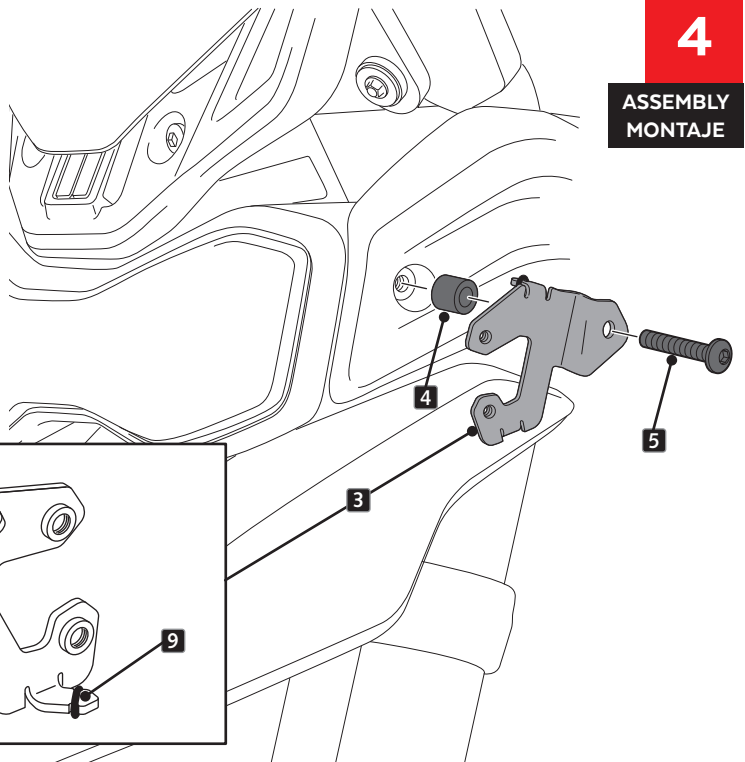
3

ASSEMBLY
MONTAJE



4

ASSEMBLY
MONTAJE



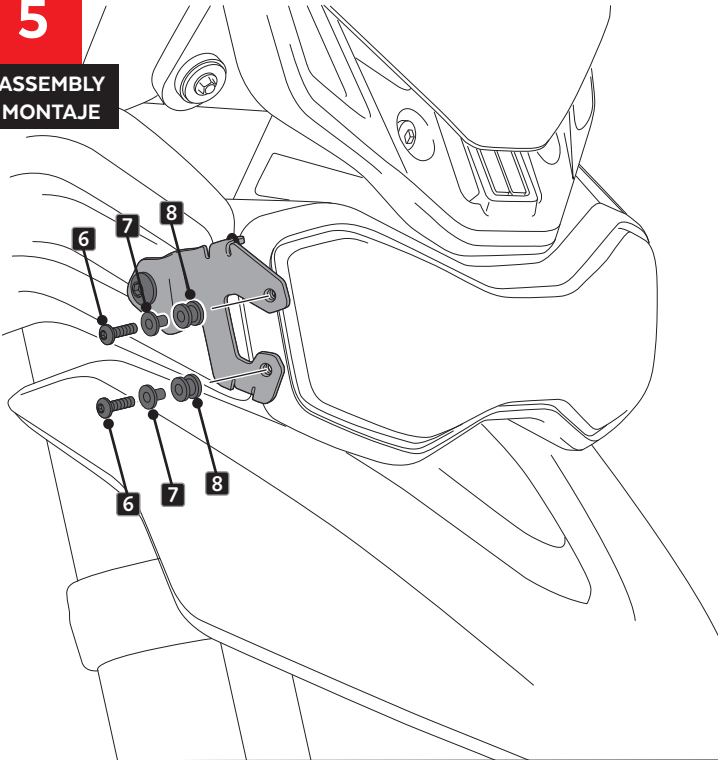
TRIUMPH TIGER 900 '20

GT / GT PRO / GT LOW / RALLY / RALLY PRO

INSTRUCCIONES DE MONTAJE - MOUNTING INSTRUCTIONS - MONTAGEANLEITUNG

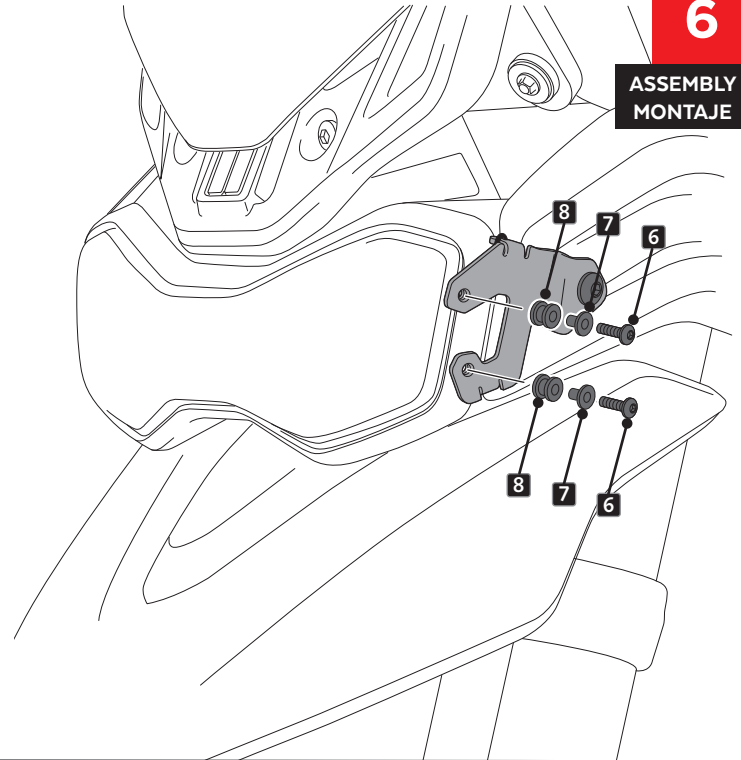
5

ASSEMBLY
MONTAJE



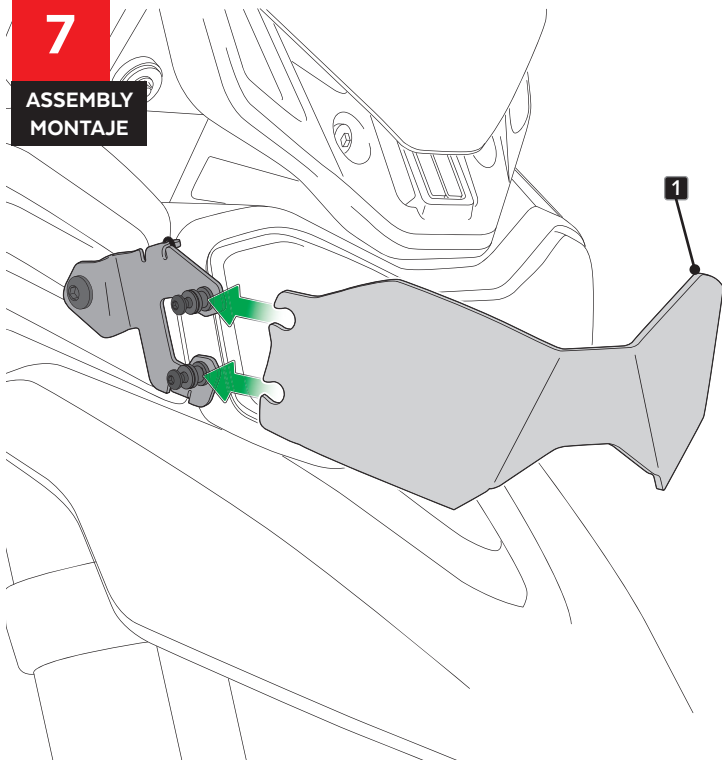
6

ASSEMBLY
MONTAJE



7

ASSEMBLY
MONTAJE



8

ASSEMBLY
MONTAJE

